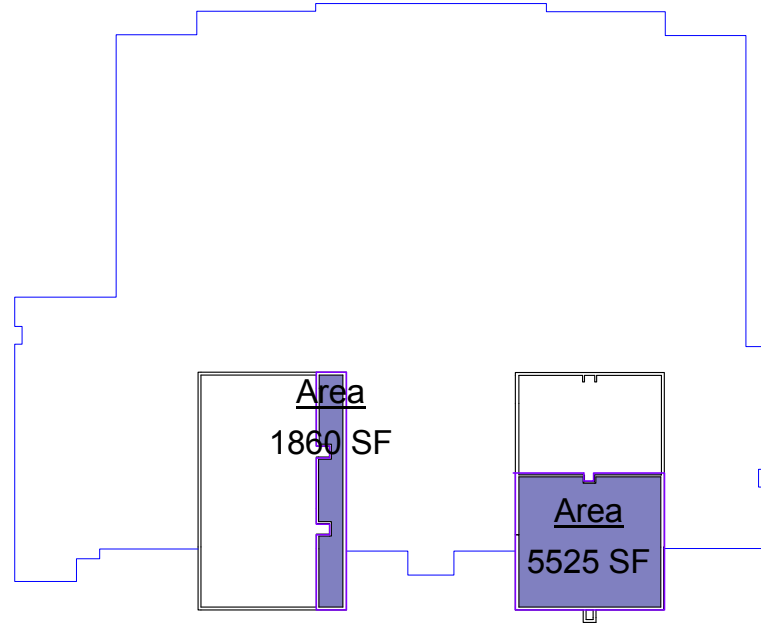




① Level 1
1" = 100'-0"



② Level 2
1" = 100'-0"

Gross Square Feet:
Level 1: 98,155
Level 2: 7,385
Total: 105,500

	Talahi ES	7/1/2015	
	Gross Square Feet	1" = 100'-0"	