


 Severe Weather Shelters

 Exterior Door Numbers

	Lincoln ES	8/11/2015	
	Severe Weather Shelters	1" = 40'-0"	