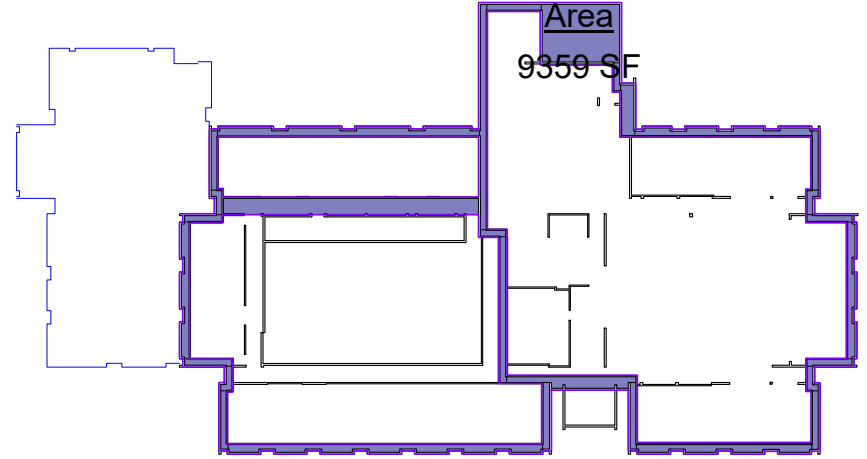
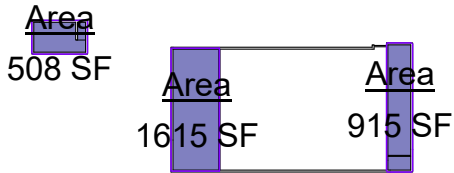


① Level 1
1" = 100'-0"




③ Tunnels
1" = 100'-0"



② Level 2
1" = 100'-0"

Gross Square Feet:
 Level 1: 80,824
 Level 2: 9,359
 Tunnels: 3,038
 Total: 93,221

	Westwood ES	9/18/2015	
	Gross Square Feet	1" = 100'-0"	